



## Custom Graphic by VISCO LIMITED WARRANTY

Parts provided by Visual Image Systems Company LLC (VISCO), are warranted to be free from defects in materials or workmanship on products properly installed per the installation instructions provided with the product. This warranty covers repair or replacement of any defective product at no charge during the applicable warranty period listed below. Labor for replacement or service of defective product is not paid or reimbursed by VISCO.

### Terms and Conditions:

1. **Warranty Claim Process:** All warranty claims must be submitted through our website at [warranty.visco.graphics](https://warranty.visco.graphics).  
*We do not accept claims via phone or email.*
2. **Defects in Workmanship:** Any defect in workmanship, such as print, cutting, or registration, must be identified and reported BEFORE installation to qualify for coverage under this warranty.
3. **Exclusions:**
  - a. This limited warranty does not cover any damage, defect or malfunction caused by misuse, abuse, accident, improper installation, modification or improper or lack of maintenance.
  - b. In no event shall VISCO be liable for any direct, indirect, punitive, incidental, special, or consequential damages arising out of, or in any way connected with, the use of our products.
  - c. We do not cover damages resulting from improper installation. It is the responsibility of the installer to ensure proper surface preparation, adherence to temperature guidelines, and correct installation methods. Any damage caused by improper installation will not be covered under this warranty.
4. **Warranty Period:** The warranty period covers the life expectancy of our products. Adhesion and peeling is only covered under the warranty if the graphics were installed by an authorized Ford Dealership.
  - a. Products on New Vehicle Monroney Label (window sticker):
    - i. USA: Matches new vehicle warranty: Ford – 3 years or 36,000 miles; Lincoln – 4 years or 50,000 miles.
    - ii. OUTSIDE USA: Matches new vehicle warranty: Ford – 3 years or 60,000 kilometers; Lincoln – 4 years or 80,000 kilometers.
  - b. Parts purchased and installed during or after original vehicle warranty:
    - i. USA: Either 1 year/unlimited miles or remainder of new vehicle warranty, whichever provides greater benefit.
    - ii. OUTSIDE USA: Either year/unlimited kilometers or remainder of new vehicle warranty, whichever provides greater benefit.

**Note:** This warranty statement is subject to change without prior notice. Please refer to our website for the most up-to-date warranty terms and conditions.

For any further inquiries or assistance regarding warranty claims, contact us by visiting <https://visco.graphics/>.



# Original Wraps

## Ford Graphics from 3M

Application Instructions | Ford Focus Sedan | Part # FCG2102, FCG2103, FCG2104, FCG2105, FCG2106, FCG2107, FCG2108, FCG2109

### Design: Focus Sedan 1



#### Pre-Application Instructions

For best results with your graphics application, ensure the following conditions are met prior to application:

- Maintain the vehicle and ambient temperature between 60-90°F (16-32°C).
- Ensure the application environment is clean and well lit.
- Sweep the work area clean to remove any loose dirt or particles.
- Use a clean, table top for handling the graphics. Do not place the graphics on the floor.
- Do not wash vehicle within 12 hours of the application time. If washed in an automatic car wash, do not select the “spot-free rinse” option.
- Ensure vehicle surface is completely dry.

#### Materials and Tools Required

- Lint free cloths
- Solvent cleaner (e.g., 3M™ General Purpose Adhesive Cleaner)
- Isopropyl alcohol (IPA) cleaner (70% rubbing alcohol or mix 2 parts IPA to 1 part water)
- 3M™ Tape Primer 94
- Scotch™ Masking Tape - 1” to 2” roll
- 3M™ Squeegee PA1-G Gold (one edge covered with 3M™ Fastener SJ3523 (Loop) from 3M™ Hook and Loop Fasteners and other edge covered with PTFE tape)
- Olfa® Utility Knife, X-Acto® Knife or Knifeless™ Tape
- Scissors
- Temperature-controlled electric heatgun capable of attaining at least 500°F (260°C)
- Infrared temperature sensor (e.g., 3M™ Infrared Thermometer IR-500)


#### Cleaning the Vehicle

1. Dampen a lint free cloth with the solvent-based cleaner.
2. With the damp cloth, wipe the body panels where the graphics will be installed and at least one foot beyond the graphic locations. Then, immediately wipe dry with a dry cloth.
3. Repeat Steps 1 and 2 using the alcohol-based cleaner.

## Design: Focus Sedan 1

### Figure A.

- Align the front graphic using the hard body line, soft body line, and handle cut outs as guides.
- Tape and hinge the graphic applying the front first, then the back half of the graphic.
- Once installed, cut graphic and wrap a few millimeters into the door seams.



## Design: Focus Sedan 1

### Figure B.

- Align the middle section of the graphic to the previously installed front graphic using the door handle cut out and the soft body line as a guides.
- Tape and hinge the graphic applying the front first, then the back half of the graphic.
- Once installed, cut graphic and wrap a few millimeters into the door seams.





Figure B

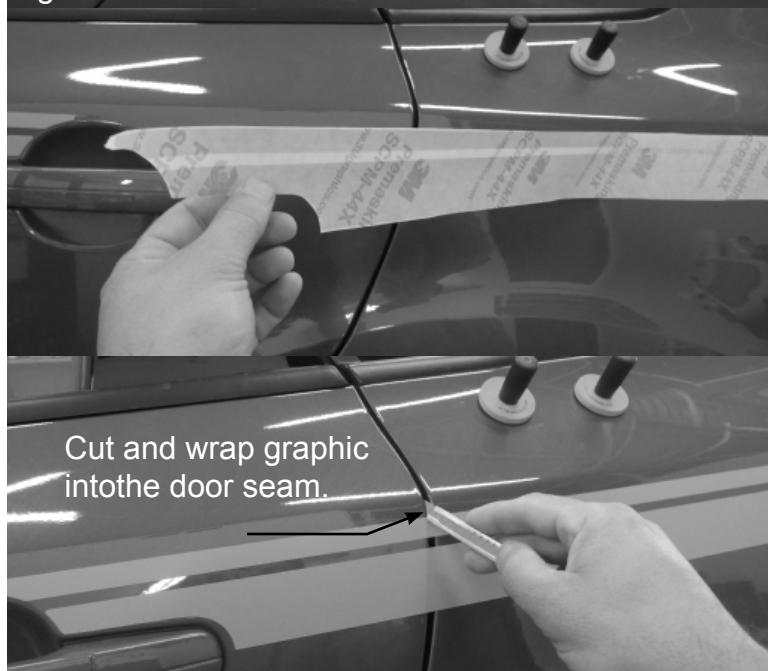


### Figure C.

- Align the rear section of the graphic to the previously installed middle graphic using the door handle cut out, soft body line, and tail light as a guides.
- Tape and hinge the graphic applying the back first, then the front half of the graphic.
- Once installed, cut graphic and wrap a few millimeters into the tail light seam.



Figure C.



## Design: Focus Sedan 1

### After Application

Allow time for the graphic's adhesive to build adhesion at ambient temperature. Assuming the ambient application temperature was above the recommended minimum of 60° F (15°C), keep the vehicle indoors as follows:

Outdoor Temperature	Minimum Time Indoors after Application
60°F (16°C) and above	Not required
40 to 59°F (5 to 15°C)	1 hour
Below 40°F (5°C)	3 hours

### Health and Safety



#### Caution

When handling any chemical products, read the manufacturers' container labels and the Material Safety Data Sheets (MSDS) for important health, safety and environmental information. To obtain MSDS sheets for 3M products go to 3M.com/MSDS, or by mail or in case of an emergency, call 1-800-364-3577 or 1-651-737-6501.

When using any equipment, always follow the manufacturers' instructions for safe operation.

### Air Quality Regulations

State Volatile Organic Compound (VOC) regulations may prohibit the use of certain cleaning chemicals with VOC's in graphic arts coatings and printing operations. For example, the California South Coast Air Quality Management District prohibits use of certain solvent-based solutions without a permit and other California AQMD's prohibit use of certain solutions without a permit or a regulatory exemption. Check with your State environmental authorities to determine whether use of this solution may be restricted or prohibited.

### Disclaimer

The information contained and techniques described herein are believed to be reliable, but 3M makes no warranties, express or implied, including but not limited to any implied warranty of merchantability or fitness for a particular purpose.

### Limitation of Liability

Except where prohibited by law, 3M SHALL NOT UNDER ANY CIRCUMSTANCES BE LIABLE TO PURCHASER OR USER FOR ANY DIRECT, INDIRECT, SPECIAL, INCIDENTAL, OR CONSEQUENTIAL DAMAGES (INCLUDING, BUT NOT LIMITED TO, LABOR, NON-3M MATERIAL CHARGES, LOSS OF PROFITS, REVENUE, BUSINESS, OPPORTUNITY, OR GOODWILL) RESULTING FROM OR IN ANY WAY RELATED TO SELLER'S PRODUCTS, SERVICES OR THIS BULLETIN. This limitation of liability applies regardless of the legal or equitable theory under which such losses or damages are sought including breach of contract, breach of warranty, negligence, strict liability, or any other legal or equitable theory.

3M and Scotch are trademarks of 3M Company. Knifeless is a trademark of Knifeless Technology Systems. Olfa is a registered trademark of Olfa Corporation. X-Acto is a registered trademark of Elmer's Products, Inc.



Commercial Graphics  
3M Center, Building 22012E04  
St. Paul, MN 55144 USA  
General and Technical Info. 1800328-3908  
www.3Mgraphics.com  
©3M 2012. All rights reserved.